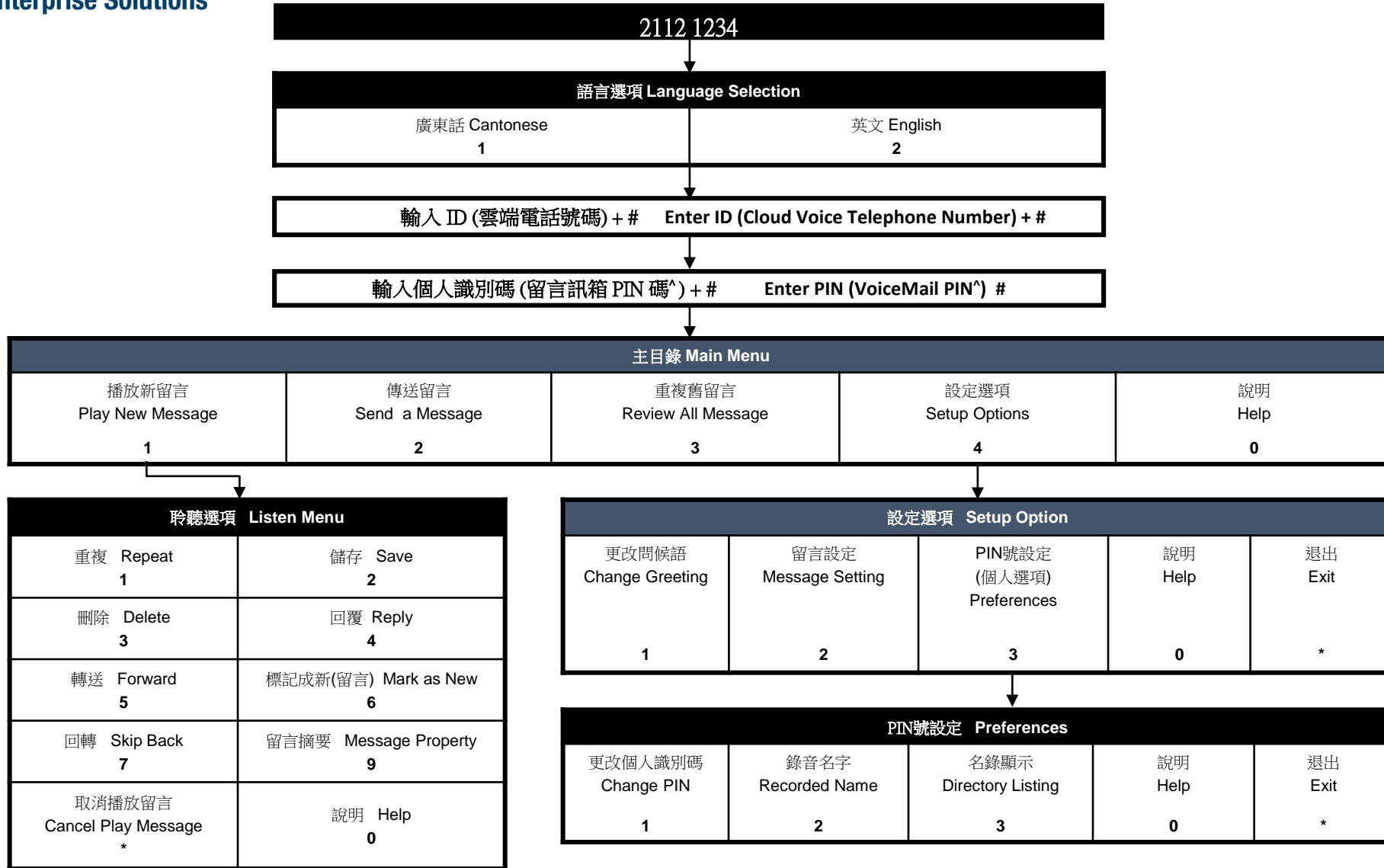


「Phone雲」雲端電話服務 - 留言信箱服務 (簡易操作指南)

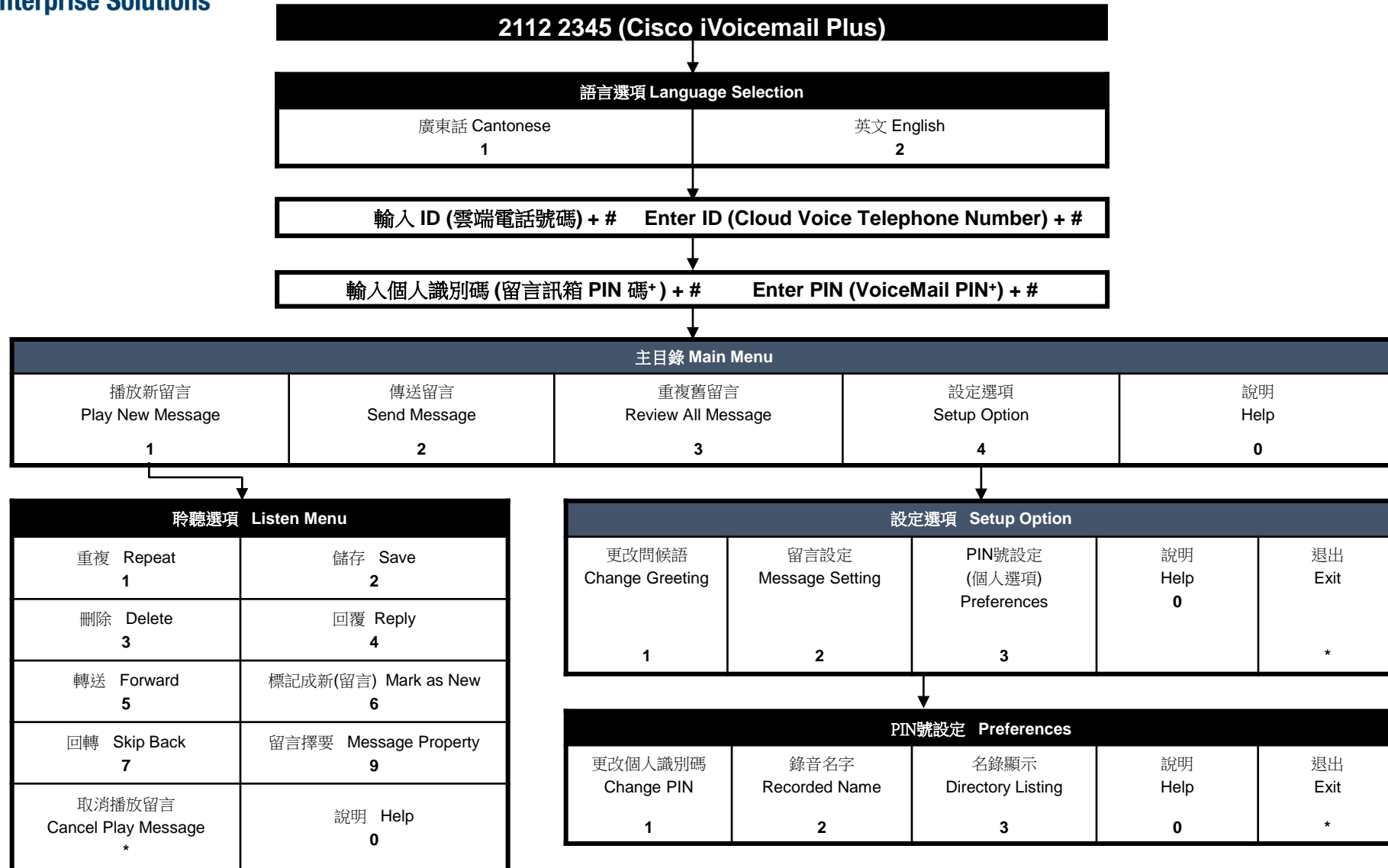
Cloud Voice - VoiceMail Service (Quick Reference Guide)



*開啟「Phone雲」雲端電話留言信箱服務，請即致電2112-1234 更改個人識別碼(密碼)。鑑於保安理由，請緊記定期更改「Phone雲」雲端電話留言信箱服務密碼。新的留言信箱服務密碼需由 8-12 位數字組成。

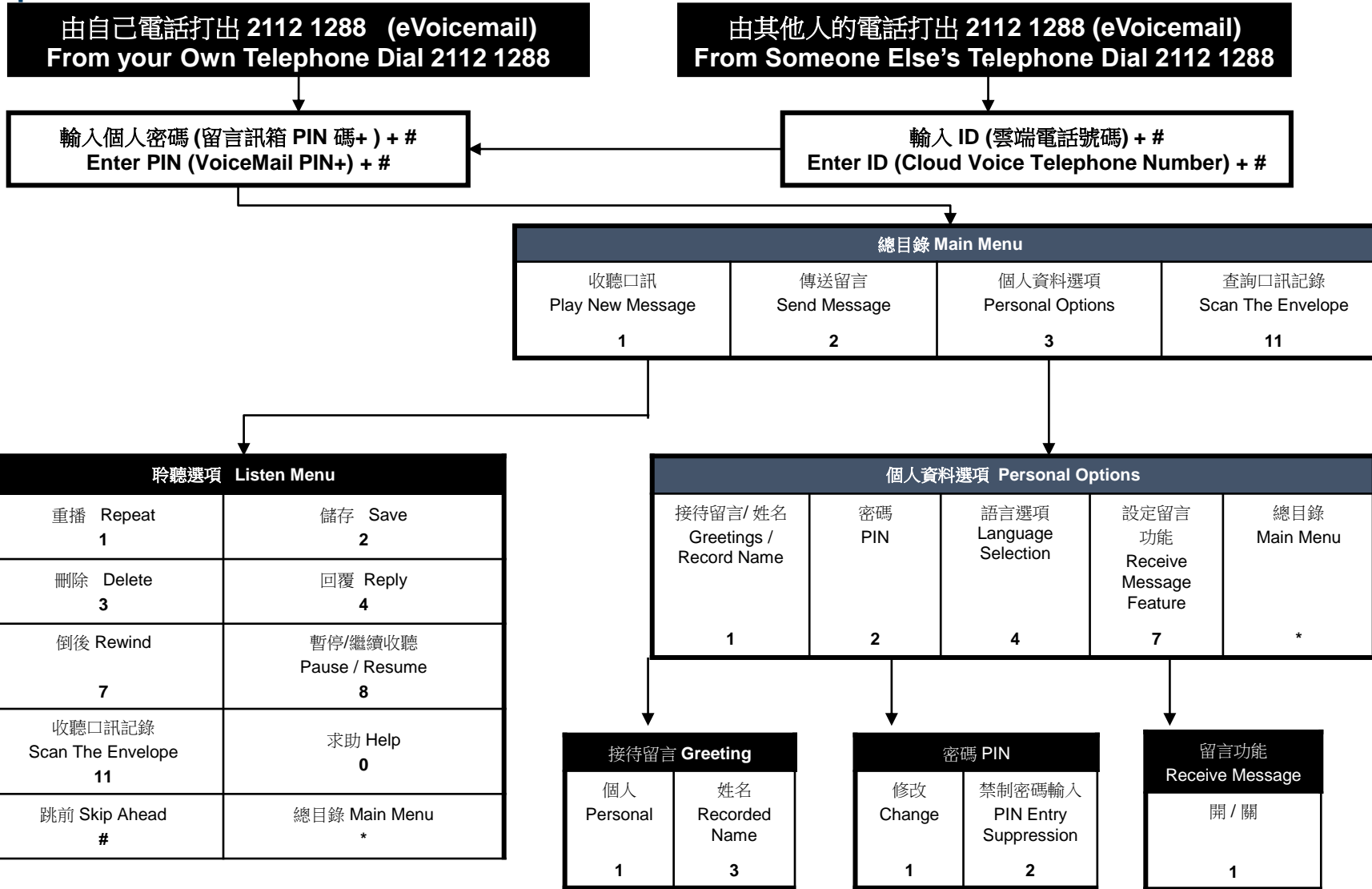
^To activate Cloud Voice VoiceMail service, please call 2112-1234 and change your VoiceMail PIN (Personal Identification Number). For security reason, it is highly recommended that you change your Cloud Voice VoiceMail PIN on a regular basis. The new VoiceMail PIN should consist of 8-12 digits.

「Phone雲」雲端電話服務 – 留言信箱服務 (簡易操作指南)
Cloud Voice S Service – iVoiceMail Plus Service (Quick Reference Guide)



* 開啟「Phone雲」雲端電話留言信箱服務，請即致電 2112-2345 更改個人識別碼(密碼)。鑑於保安理由，請緊記定期更改「Phone雲」雲端電話留言信箱服務密碼。新的留言信箱服務密碼需由 8-12 位數字組成。
* To activate Cloud Voice S iVoiceMail Plus service, please call 2112-2345 and change your VoiceMail PIN (Personal Identification Number). For security reason, it is highly recommended that you change your Cloud Voice S VoiceMail PIN on a regular basis. The new VoiceMail PIN should consist of 8-12 digits.

「Phone雲」雲端電話服務 – 留言信箱服務 (簡易操作指南)
Cloud Voice S Service – eVoiceMail Service (Quick Reference Guide)



+ 開啟「Phone雲」雲端電話留言信箱服務，必須用已登記服務的電話號碼致電2112-1288 更改個人密碼。鑑於保安理由，請緊記定期更改「Phone雲」雲端電話留言信箱服務密碼。新的留言信箱服務密碼需由 6-10 位數字組成。如已登記電郵提示服務，必須在使用服務前，確定電郵地址。

+ To activate Cloud Voice S eVoiceMail service, please use your registered telephone to call 2112-1288 and change your VoiceMail PIN (Personal Identification Number). For security reason, it is highly recommended that you change your Cloud Voice S eVoiceMail PIN on a regular basis. The new VoiceMail PIN should consist of 6-10 digits. If Email Alert is registered, before you use the service, confirmation of email address is required.

「Phone雲」雲端電話服務 – 留言信箱服務 (個人設定醒目提示) Cloud Voice S Service – eVoiceMail Service (Smart tips for personalization)

1. 若以其他電話致電2112-1288，必須輸入閣下已登記使用的雲端電話號碼。
If you are using the telephone number other than the one you have registered for the service, please enter the registered Cloud Voice E phone number when you call 2112-1288.
2. 預設之密碼為閣下之登記雲端電話號碼，為保障閣下，請於首次登入后立即更改密碼。
The default PIN is the same as your registered Cloud Voice E phone number. To protect your privacy, please change the PIN immediately upon your first login to the voicemail box.
3. 如閣下曾透過熱線更改電郵地址，請再確認。
If you have updated your email address via Hotline, you will be asked to re-confirm the newly registered email address.
4. 如果您不小心刪除了口訊，請勿掛線，并請您於收聽完所有新口訊後按1字，剛刪除的口訊會再次播放，話音提示會向您提供所需資料。
If you delete a message by mistake, DON'T hang up. After listening to all your new messages, press 1, your deleted message will be replayed. Voice prompts will provide you with all the information you need.